


ENVIRONMENTAL PRODUCT DECLARATION

as per ISO 14025 and EN 15804+A2

Owner of the Declaration	Grundfos Holding A/S
Publisher	Institut Bauen und Umwelt e.V. (IBU)
Programme holder	Institut Bauen und Umwelt e.V. (IBU)
Declaration number	EPD-GRU-20260283-CB11-EN
Issue date	17/04/2026
Valid to	16/04/2031

MULTILIFT MD1.x.y.15/.22/.30/.40 MDV.x.y.22/.30/.40
Grundfos Holding A/S

www.ibu-epd.com | <https://epd-online.com>



General Information

Grundfos Holding A/S

Programme holder

IBU – Institut Bauen und Umwelt e.V.
Hegelplatz 1
10117 Berlin
Germany

Declaration number

EPD-GRU-20260283-CB11-EN

This declaration is based on the product category rules:

Pumps for liquids and liquids with solids, 01/08/2021
(PCR checked and approved by the SVR)

Issue date

17/04/2026

Valid to

16/04/2031



Dipl.-Ing. Hans Peters
(Chairman of Institut Bauen und Umwelt e.V.)



Dr. Martina Bender
(Managing Director Institut Bauen und Umwelt e.V.)

MULTILIFT MD1.x.y.15/.22/.30/.40 MDV.x.y.22/.30/.40

Owner of the declaration

Grundfos Holding A/S
Poul Due Jensens Vej 7
8850 Bjerringbro
Denmark

Declared product / declared unit

The declared unit is 1 piece (pcs.) of representative product of MULTILIFT MD1.x.y.15/.22/.30/.40 and MDV.x.y.22/.30/.40 lifting station.

Scope:

The declaration applies to 1 piece of representative unit of MULTILIFT MD1.x.y.15/.22/.30/.40 and MDV.x.y.22/.30/.40 lifting station (representative PN: 96102286 - MD1.80.80.40.4.51D/450.SE). The product is produced in Inđjija, Serbia, and the life cycle assessment is based on data collected at the production site. Production has been modeled using annual production data from the year 2024. The declaration covers the MULTILIFT MD1.x.y.15/.22/.30/.40 and MDV.x.y.22/.30/.40 product for the EU and UK market, based on a representative PN chosen. EPD of construction products may not be comparable if they do not comply with EN 15804+A2 standard.

The owner of the declaration shall be liable for the underlying information and evidence; the IBU shall not be liable with respect to manufacturer information, life cycle assessment data and evidences.

The EPD was created according to the specifications of EN 15804+A2. In the following, the standard will be simplified as *EN 15804*.

Verification

The standard EN 15804 serves as the core PCR	
Independent verification of the declaration and data according to ISO 14025:2011	
<input type="checkbox"/>	internally
<input checked="" type="checkbox"/>	externally



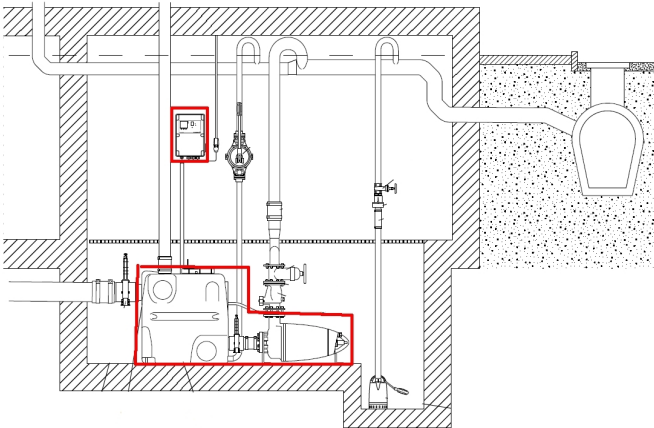
Mrs Kim Allbury,
(Independent verifier)

Product

Product description/Product definition

MULTILIFT lifting stations collect wastewater in a tank to discharge it up to the sewer system. The liquid level in the tank is measured continuously and is controlled and monitored by specially designed electronic controllers. The pumps are started and stopped according to the liquid level in the tank. In double-pump lifting stations, the pumps start alternately to achieve an even distribution of operating hours. Automatic pump changeover ensures uninterrupted wastewater transport in case of a fault in one pump. In case the inflow exceeds the performance of one pump, the second pump will also be started, and the two pumps will run in parallel to lower the liquid level in the tank. The motor protection is provided by a thermal switch in the motor winding, a current measurement, a motor circuit breaker (depending on type) and a runtime protection. Under normal conditions and depending on duty point and tank size, the runtime of a MULTILIFT lifting station is 3-60 seconds. The outlet pipe is either DN 80 or DN 100. Grundfos' high quality requirements ensure high robustness and long and trouble-free operation. The production is inspected by an external institute according to EN 12050-1.

The figure below shows the installation of the product. The red rectangle indicates the product in scope. All other fittings, piping, valves and auxiliaries are out of current product system, therefore not included in the EPD.



For the placing on the market in the European Union/European Free Trade Association (EU/EFTA) (with the exception of Switzerland) the following legal provisions apply:

Machinery Directive (2006/42/EC)

Supply of Machinery (Safety) Regulations 2008 (UK)

Standard used:

EN 809:1998 + A1:2009

Ecodesign Directive (2009/125/EC)

Low Voltage directive (2014/35/EU)

Electrical Equipment (Safety) Regulations 2016 (UK)

Standards used:

EN IEC 60335-1:2023

EN IEC 60335-2-41:2021

EMS directive (2014/30/EU)

Standards used:

EN 61000-3-2:2014

EN 61000-3-3:2013

EN IEC 55014-2:2021

EN IEC 55014-1:2021

EMC Directive (2014/34/EU)

Electromagnetic Compatibility Regulations 2016 (UK)

Standards used:

EN 55014-1:2017 + A11:2020

EN 61000-3-2:2014,

EN 61000-3-3:2013,

EN 61000-6-2:2005 + AC:2005

RoHS Directive 2011/65/EU and 2015/863/EU The Restriction of the Use of Certain Hazardous Substances in Electrical and Electronic Equipment Regulations 2019 (UK)

Standard used:

EN IEC 63000:2018

Marketing of construction products (Regulation (EU) No. 305/2011)

Standard used: EN 12050-1:2015

(Wastewater lifting plants for buildings and sites – Part 1: Lifting plants for wastewater containing faecal matter)

The CE marking takes into account the proof of conformity with the respective harmonized norms based on the legal provisions above.

Application

MULTILIFT MD1 and MDV are reliable lifting stations with easy-to-operate controller for pumping of domestic wastewater (with faeces) in large-scale multifamily houses as well as in public and commercial buildings, such as offices, schools, hotels and restaurants.

MULTILIFT MD1 and MDV are typically used for the following:

- basement installation below sewer level
- renovation or modernisation of existing buildings, for example, developing basements with a fitness room, sauna, bath and washroom.

Technical Data

The performance data of the product according to the harmonized norms, based on the harmonization provisions above apply.

The relevant technical specifications according to the *PCR Part B* are given in the table below.

Characteristics that are the same for all product groups are only given once. Others are given individually for all products. Grundfos Indjija production has been assessed and certified as meeting the requirements in ISO 14001, ISO 45001, ISO 50001 and ISO 9001.

Constructional data

(where no specific type is indicated, valid for all MULTILIFT MD1.x.y.15/.22/.30/.40 and MDV.x.y.22/.30/.40 types in scope)

Name	Value	Unit
Frequency	50	Hz
Voltage	400	V
Flow range (rated)	19.8	m ³ /h
Flow max. (MD1./MDV.x.y.15)	72.0	m ³ /h
Flow max. (MD1./MDV.x.y.22)	94.0	m ³ /h
Flow max. (MD1./MDV.x.y.30)	112.0	m ³ /h
Flow max. (MD1./MDV.x.y.40)	135.0	m ³ /h
nominal capacity (MD1./MDV.x.y.15 - see B6/1 scenario)	1.5	kW
nominal capacity (MD1./MDV.x.y.22 - see B6/2 scenario)	2.9	kW
nominal capacity (MD1./MDV.x.y.30 - see B6/3 scenario)	3.7	kW
nominal capacity (MD1./MDV.x.y.40 - see B6 scenario)	4.9	kW
Pumped liquid	faecal wastewater	-
Rated head (MD1./MDV.x.y.15 - see B6/1 scenario)	7.5	m
Rated head (MD1./MDV.x.y.22 - see B6/2 scenario)	11.2	m
Rated head (MD1./MDV.x.y.30 - see B6/3 scenario)	11.8	m
Rated head (MD1./MDV.x.y.40 - see B6 scenario)	14.7	m
Head max. (MD1./MDV.x.y.15 - see B6/1 scenario)	9	m
Head max. (MD1./MDV.x.y.22 - see B6/1 scenario)	12.0	m
Head max. (MD1./MDV.x.y.30 - see B6/3 scenario)	12.7	m
Head max. (MD1./MDV.x.y.40 - see B6 scenario)	17.9	m
Duty type	S3-50% 1min	-
IP class	IP 68	-

See use phase scenarios in the EPD specific for each MD1./MDV. type (.15/.22/.30/.40)

Performance data of the product according to the harmonised standards, based on provisions for harmonisation.

Base materials/Ancillary materials

Name	Value	Unit
Cast iron	43.56	%
Carbon steel	12.75	%
Stainless steel	6.72	%
Aluminium	11.21	%
Copper & brass	1.18	%
Electronics	1.53	%
Lubricant (oil) & chemicals	0.31	%
Paper	0.50	%
Rubbers	0.40	%
Magnet / ceramics (inert)	0.03	%
Soft plastics and foams	0.11	%
Solid thermoplastics	7.94	%
Corrugated board	2.68	%
Wood	11.08	%
TOTAL	100	%

all ingredients are given rounded to 2 decimals accuracy

REACH

This product/article contains substances listed in the ECHA candidate list (date: 10.11.2024) exceeding 0.1 percentage by mass: **YES**

SVHC	CAS-number	SCIP number
1,2-dimethoxyethane	110-71-4	2579b797-3594-4590-9e86-de31c9f9fe74
Lead	7439-92-1	
Lead monoxide	1317-36-8	N/A
Dodecamethylcyclotetrasiloxane	540-97-6	
Decamethylcyclopentasiloxane	541-02-6	
Octamethylcyclotetrasiloxane	556-67-2	
Trimellitic anhydride	552-30-7	

CMR

This product contains other carcinogenic, mutagenic, reprotoxic (CMR) substances in categories 1A or 1B which are not on the candidate list (date: 10.11.2024) exceeding 0.1 percentage by mass: **NO**

Biocide

Biocide products were added to this product: **NO**

Reference service life

The RSL of the declared product is directly influencing the results in this study, as use stage scenario is dependent on the RSL; The use stage sub-module B6 is declared per RSL - in order to facilitate building calculations, an estimated RSL of 10 years can be used. This is an EU consensus-based estimation, referenced on page 55 in the document Appendix 6: EuP Lot11 Water Pumps Issue 6. The text is also reproduced here: *Estimating 'average' lifetime is difficult, with the Europump figures based on the collective views of suppliers. For pumps operating under normal conditions, it is thought that these numbers are indeed reasonable, but there are sometimes exceptional circumstances which shorten this 'natural' lifetime.* Lifetime is calculated based on the assessed weakest part to be 10 years on average. Calculation is based on performance test, knowledge of load profile and equations provided by the component supplier. Assessment is based on expert opinion.

LCA: Calculation rules

Declared Unit

The declared unit is 1 piece (pcs.) of representative product of MULTILIFT MD1.x.y.15/22/30/40 // MDV.x.y.22/30/40 lifting station.

Declared unit

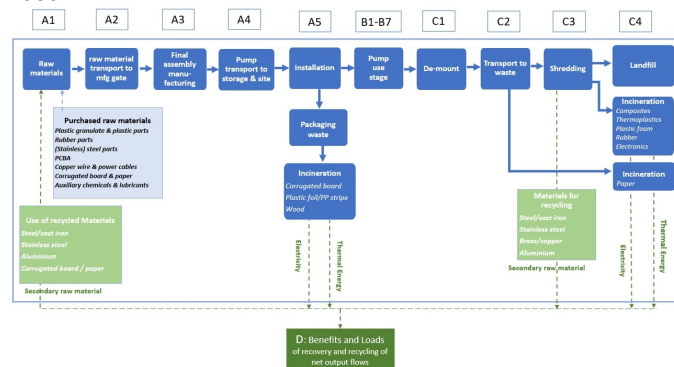
Mass includes packaging.

Name	Value	Unit
Declared unit	1	pce.
Mass reference	565.17	kg/pce
Conversion factor [Mass/Declared Unit]	565.17	-

The reference values have been obtained based on representative product PN data (EU/UK).

System boundary

This EPD is Cradle-To-Grave and Module D. The system boundaries of the EPD follow the modular approach in *EN 15804*.



Production and installation (A1-A5)

Modules A1-A3 refer to the product stage and include raw materials extraction and processing, transportation, and the manufacturing process. The product stage is included in this study, and according to *EN 15804* the system boundary with nature is set to include those processes that provide the material and energy inputs into the system and the following manufacturing, transport up to the factory gate as well as the processing of waste arising from those processes. The assembly of the product, as well as the packaging, are also included in A1-A3. Wastes and losses are included in the modules where they occur according to the polluter pays principle and the modular approach of *EN 15804:2019+A2*

Module A4 regards the transportation from the production site to the regional distribution centre, and finally to the construction and product application site. Module A5 refers to the installation process of the pump including the transportation of packaging waste to the treatment site and the waste treatment of packaging. The use of energy during installation is negligible for the selected functional unit.

LCA: Scenarios and additional technical information

Characteristic product properties of biogenic carbon

The biogenic carbon content quantifies the amount of biogenic carbon in a construction product leaving the factory gate, and it will be separately declared for the product and for any accompanying packaging, as required by the *PCR Part A*. The carbon content of cardboard and paper is assumed to 0.43 kg C, meaning 43 % of the paper and cardboard packaging is biogenic carbon. The carbon content of wood is assumed to 0.435 kg C, meaning 43.5 % of the wooden packaging is

Use stage (B1-B7):

In this study, all use stage modules are assessed, though B1, B2 and B7 are assessed to be zero. By decision no. 20170712-n of the SVR, the modules B3, B4 and B5 are by default declared as "MNR" (module not relevant).

Contributions to operational energy use during the use stage (B6) come from the electricity consumption of the product. The annual electricity consumption is calculated by multiplying the average power input, which is based on a defined load profile, with the annual running hours. For use stage (B6) European Average electricity grid mix has been used. These values are declared in the scenarios section of *Operational energy use (B6)* table.

Scenario description:

- B6: use profile for MD1/MDV.x.y.40 pump station
- B6/1: use profile for MD1.x.y.15 pump station
- B6/2: use profile for MD1/MDV.x.y.22 pump station
- B6/3: use profile for MD1/MDV.x.y.30 pump station

The End of Life stage (C1-C4)

The End of Life stage (C1-C4) Modules C1-C4 refer to the End of life stage. A product reaches the end of life of its service life when it no longer provides any functionality. This life cycle stage includes all activities from the end of life of the control valve until all materials and components are processed, reused, recycled, or disposed of. C1 regards the dismantling of the pump, and this module is a manual activity. C2 regards the transport to waste processing, C3 refers to the processing (shredding) of waste for recycling, and C4 refers to waste disposal: landfilling and incineration. The End of Life assumption is that 95 % is collected as electronic waste, while 5 % goes to landfill. The specific amounts are shown in the scenarios section.

Loads and benefits beyond system boundary (D):

Module D refers to the burdens and benefits beyond the system boundaries. According to *EN 15804*, module D includes the reuse, recovery and/or recycling potentials, expressed in net impacts and benefits. Contributions to module D come from waste incineration processes in A5 and C4, as well as material (metal) recycling in C3. The specific fractions and net flows are shown in the scenarios section.

Geographic Representativeness

Land or region, in which the declared product system is manufactured, used or handled at the end of the product's lifespan: Europe

Comparability

Basically, a comparison or an evaluation of EPD data is only possible if all the data sets to be compared were created according to *EN 15804* and the building context, respectively the product-specific characteristics of performance, are taken into account. The primary database used for background data is *Sphera (version 2025.2)*, while *Ecoinvent (version 3.11)* serves as a secondary database.

biogenic carbon. Overall, there is a certain amount of biogenic Carbon in the product leaving the factory gate and has to be considered.

Information on describing the biogenic Carbon Content at factory gate

Name	Value	Unit
Biogenic carbon content in product	1.212	kg C
Biogenic carbon content in accompanying packaging	33.732	kg C

Note: 1 kg of biogenic carbon is equivalent to 44/12 kg of CO₂.

Considering an average composition for the average EPD, all stages **except for B6** are considered to be under the same condition.

Differences in motor amongst the averaged types result in different energy consumption, therefore different scenarios have been applied for the B6 stage based on exact model types.

Transport from the gate to the site (A4)

Name	Value	Unit
Litres of fuel	1,7	l/100 tkm
Transport distance	1300	km
Capacity utilisation (including empty runs)	61.75	%
Gross density of products transported	211.92	kg/m ³
Wastage during distribution	-	%

Installation into the building (A5)

Name	Value	Unit
Packaging waste for incineration (LDPE film)	0.622	kg
Packaging waste for incineration (Paper/Cardboard)	15.12	kg
Packaging waste for incineration (Wood)	62.6	kg

An estimated RSL of 10 years can be used to facilitate building calculations. This is an EU consensus-based estimation, referenced in Appendix 6: Lot 11 – *Water pumps (in commercial buildings, drinking water pumping, food industry, agriculture)*, issue 6 prepared by AEA Energy & Environment for the European Commission in the context of the *Eco Design Directive*

Reference service life

Name	Value	Unit
Reference service life according to the manufacturer	10	a

Operational energy use (B6)

(where no specific type is indicated, valid for all MULTILIFT MD1.x.y.15/22/30/40 and MDV.x.y.22/30/40 types in scope)

Name	Value	Unit
Running time (in operation)	184.33	h/a
Standby time	8575.7	h/a
Average power input - operation (MD1./MDV.x.y.15- B6/1 scenario)	1.35	kW
Average power input - operation (MD1./MDV.x.y.22- B6/2 scenario)	2.61	kW
Average power input - operation (MD1./MDV.x.y.30- B6/3 scenario)	3.33	kW
Average power input - operation (MD1./MDV.x.y.40- B6 scenario)	4.41	kW
Average power input - standby	0.002	kW
Electricity consumption - operation (MD1./MDV.x.y.15- B6/1 scenario)	248.75	kWh/a
Electricity consumption - operation (MD1./MDV.x.y.22- B6/2 scenario)	481.24	kWh/a
Electricity consumption - operation (MD1./MDV.x.y.30- B6/3 scenario)	613.74	kWh/a
Electricity consumption - operation (MD1./MDV.x.y.40- B6 scenario)	812.9	kWh/a
Electricity consumption - standby	17.15	kWh/a
Total energy consumption - in RSL (MD1.x.y.15- B6/1 scenario)	2540.0	kWh
Total energy consumption - in RSL (MD1./MDV.x.y.22- B6/2 scenario)	4913.9	kWh
Total energy consumption - in RSL (MD1./MDV.x.y.30- B6/3 scenario)	6266.9	kWh
Total energy consumption - in RSL (MD1./MDV.x.y.40- B6 scenario)	8300.5	kWh

Power consumption commonly for MD1 and MDV pumps as .15./22./30./40 power variants are differentiated in B6/1, B6/2, B6/3, B6 scenarios respectively.

End of life (C1-C4)

EoL scenario:

- 95 m/m% of the EoL product is handled as WEEE (metals recycled in C3, plastics and electronics are energy recovered in C4, inert parts landfilled in C4)
- 5 m/m% as landfilled (C4)

Name	Value	Unit
Collected separately waste type (WEEE)	462.49	kg
Collected as mixed construction waste (landfilled)	24.34	kg
Reuse	-	kg
Recycling (metals)	404.94	kg
Energy recovery (plastics, rubbers, paper)	57.54	kg
Landfilling (incl. mixed construction waste)	24.35	kg
Transportation distance (C2)	100	km

Reuse, recovery and/or recycling potentials (D), relevant scenario information

Name	Value	Unit
A1, incineration w/energy recov. thermal energy	15.01	MJ
A5, incineration w/energy recov. electric energy	178.3	MJ
A5, incineration w/energy recov. thermal energy	321.5	MJ
C3, aluminium for recycling (net amounts)	60.21	kg
C3, carbon steel for recycling (net amounts)	302.3	kg
C3, stainless steel for recycling (net amounts)	36.08	kg
C3, copper for recycling (net amounts)	6.35	kg
C4, incineration w/energy recov. electric energy	295.2	MJ
C4, incineration w/energy recov. thermal energy	527.5	MJ

LCA: Results

The LCA results in module B6 are given on a period over 10 years in line with the RSL period, according to PCR Part B. The indicator results for module B6 are declared for MULTILIFT MD1.x.y.15/.22/.30/40 and MDV.x.y.22/.30/40 average domestic usage pattern scenario (10 m³/d wastewater load)

Scenario description:

- B6/1: use profile for MD1.x.y.15 pump station
- B6/2: use profile for MD1/MDV.x.y.22 pump station
- B6/3: use profile for MD1/MDV.x.y.30 pump station
- B6: use profile for MD1/MDV.x.y.40 pump station

Characterization model: EN 15804:2012+A2:2019, PEF. By Decision no. 20170712-n of the IBU SVR, the modules B3, B4, B5 are marked as MNR (module not relevant) as default.

Specific GWP_t index of electricity mix within A1-3: 0.384 kg CO_{2eq}/kWh.

DESCRIPTION OF THE SYSTEM BOUNDARY (X = INCLUDED IN LCA; MND = MODULE OR INDICATOR NOT DECLARED; MNR = MODULE NOT RELEVANT)

Product stage			Construction process stage		Use stage							End of life stage				Benefits and loads beyond the system boundaries
Raw material supply	Transport	Manufacturing	Transport from the gate to the site	Assembly	Use	Maintenance	Repair	Replacement	Refurbishment	Operational energy use	Operational water use	De-construction demolition	Transport	Waste processing	Disposal	Reuse-Recovery-Recycling-potential
A1	A2	A3	A4	A5	B1	B2	B3	B4	B5	B6	B7	C1	C2	C3	C4	D
X	X	X	X	X	X	X	MNR	MNR	MNR	X	X	X	X	X	X	X

RESULTS OF THE LCA - ENVIRONMENTAL IMPACT according to EN 15804+A2: 1 piece of MD1.x.y.40 representative

Parameter	Unit	A1	A2	A3	A4	A5	B1	B2	B6	B6/1	B6/2	B6/3	B7	C1	C2	C3	C4	D
GWP-total	kg CO ₂ eq	1.47E+03	4.02E+01	5.89E+01	6.66E+01	1.39E+02	0	0	2.66E+03	8.13E+02	1.57E+03	2.01E+03	0	0	8.83E+00	9.72E+00	1.48E+02	-2.55E+02
GWP-fossil	kg CO ₂ eq	1.46E+03	3.96E+01	1.87E+02	6.56E+01	4.93E+00	0	0	2.62E+03	8.02E+02	1.55E+03	1.98E+03	0	0	8.7E+00	9.59E+00	1.41E+02	-2.55E+02
GWP-biogenic	kg CO ₂ eq	6.11E+00	2.01E-01	-1.29E+02	3.37E-01	1.35E+02	0	0	2.7E+01	8.25E+00	1.6E+01	2.03E+01	0	0	4.47E-02	9.85E-02	6.89E+00	-6.11E-01
GWP-luluc	kg CO ₂ eq	2.39E+00	4.16E-01	2.63E-01	6.97E-01	1.06E-02	0	0	8.65E+00	2.65E+00	5.12E+00	6.53E+00	0	0	9.25E-02	3.16E-02	5.26E-03	-1.86E-01
ODP	kg CFC11 eq	2.36E-05	6.75E-12	1.54E-10	1.12E-11	1.5E-11	0	0	5.97E-08	1.83E-08	3.54E-08	4.51E-08	0	0	1.49E-12	2.18E-10	1.2E-11	-3.38E-09
AP	mol H ⁺ eq	9.22E+00	2.63E-01	2.45E-01	4.26E-01	2.78E-02	0	0	5.74E+00	1.76E+00	3.4E+00	4.34E+00	0	0	5.65E-02	2.1E-02	2.47E-02	-5.99E-01
EP-freshwater	kg P eq	1.16E-02	1.09E-04	6.94E-04	1.83E-04	4.41E-06	0	0	5.61E-03	1.72E-03	3.32E-03	4.23E-03	0	0	2.42E-05	2.05E-05	8.6E-05	-1.15E-04
EP-marine	kg N eq	9.4E-01	1.29E-01	1.01E-01	2.11E-01	9.48E-03	0	0	1.38E+00	4.21E-01	8.15E-01	1.04E+00	0	0	2.8E-02	5.04E-03	7.52E-03	-1.1E-01
EP-terrestrial	mol N eq	1.02E+01	1.41E+00	1.08E+00	2.29E+00	1.24E-01	0	0	1.54E+01	4.72E+00	9.14E+00	1.17E+01	0	0	3.04E-01	5.64E-02	1.12E-01	-1.2E+00
POCP	kg NMVOC eq	3.14E+00	2.5E-01	2.73E-01	4.02E-01	2.39E-02	0	0	3.42E+00	1.05E+00	2.02E+00	2.58E+00	0	0	5.34E-02	1.25E-02	2.09E-02	-3.65E-01
ADPE	kg Sb eq	3.84E-02	2.7E-06	1.34E-05	4.5E-06	2.19E-07	0	0	5.45E-04	1.67E-04	3.23E-04	4.11E-04	0	0	5.97E-07	1.99E-06	1.62E-07	-1.53E-02
ADPF	MJ	2.22E+04	5.23E+02	3.02E+03	8.68E+02	4.14E+01	0	0	5.35E+04	1.64E+04	3.17E+04	4.04E+04	0	0	1.15E+02	1.96E+02	3.65E+01	-2.84E+03
WDP	m ³ world eq deprived	3.11E+02	1.86E-01	4.1E+00	3.1E-01	1.4E+01	0	0	6.57E+02	2.01E+02	3.89E+02	4.96E+02	0	0	4.11E-02	2.4E+00	1.43E+01	-4.53E+00

GWP = Global warming potential; ODP = Depletion potential of the stratospheric ozone layer; AP = Acidification potential of land and water; EP = Eutrophication potential; POCP = Formation potential of tropospheric ozone photochemical oxidants; ADPE = Abiotic depletion potential for non-fossil resources; ADPF = Abiotic depletion potential for fossil resources; WDP = Water (user) deprivation potential

RESULTS OF THE LCA - INDICATORS TO DESCRIBE RESOURCE USE according to EN 15804+A2: 1 piece of MD1.x.y.40 representative

Parameter	Unit	A1	A2	A3	A4	A5	B1	B2	B6	B6/1	B6/2	B6/3	B7	C1	C2	C3	C4	D
-----------	------	----	----	----	----	----	----	----	----	------	------	------	----	----	----	----	----	---

PERE	MJ	6.62E+03	3.91E+01	5.02E+02	6.54E+01	1.3E+03	0	0	3.66E+04	1.12E+04	2.16E+04	2.76E+04	0	0	8.68E+00	1.34E+02	5.04E+01	-3.56E+02
PERM	MJ	4.23E+01	0	1.29E+03	0	-1.29E+03	0	0	0	0	0	0	0	0	0	0	-4.23E+01	0
PERT	MJ	6.67E+03	3.91E+01	1.79E+03	6.54E+01	9.23E+00	0	0	3.66E+04	1.12E+04	2.16E+04	2.76E+04	0	0	8.68E+00	1.34E+02	8.16E+00	-3.56E+02
PENRE	MJ	2.02E+04	5.23E+02	2.99E+03	8.68E+02	6.82E+01	0	0	5.35E+04	1.64E+04	3.17E+04	4.04E+04	0	0	1.15E+02	1.96E+02	1.88E+03	-2.84E+03
PENRM	MJ	1.99E+03	0	2.67E+01	0	-2.67E+01	0	0	0	0	0	0	0	0	0	0	-1.84E+03	0
PENRT	MJ	2.22E+04	5.23E+02	3.02E+03	8.68E+02	4.14E+01	0	0	5.35E+04	1.64E+04	3.17E+04	4.04E+04	0	0	1.15E+02	1.96E+02	3.65E+01	-2.84E+03
SM	kg	2.97E+02	0	1.39E+01	0	0	0	0	0	0	0	0	0	0	0	0	0	1.08E+02
RSF	MJ	0	0	0	0	0	0	0	0	0	0	0	0	0	0	0	0	0
NRSF	MJ	0	0	0	0	0	0	0	0	0	0	0	0	0	0	0	0	0
FW	m ³	1.1E+01	1.93E-02	2.69E-01	3.23E-02	3.3E-01	0	0	2.84E+01	8.69E+00	1.68E+01	2.14E+01	0	0	4.29E-03	1.04E-01	3.35E-01	1.03E-02

PERE = Use of renewable primary energy excluding renewable primary energy resources used as raw materials; PERM = Use of renewable primary energy resources used as raw materials; PERT = Total use of renewable primary energy resources; PENRE = Use of non-renewable primary energy excluding non-renewable primary energy resources used as raw materials; PENRM = Use of non-renewable primary energy resources used as raw materials; PENRT = Total use of non-renewable primary energy resources; SM = Use of secondary material; RSF = Use of renewable secondary fuels; NRSF = Use of non-renewable secondary fuels; FW = Use of net fresh water

RESULTS OF THE LCA – WASTE CATEGORIES AND OUTPUT FLOWS according to EN 15804+A2: 1 piece of MD1.x.y.40 representative

Parameter	Unit	A1	A2	A3	A4	A5	B1	B2	B6	B6/1	B6/2	B6/3	B7	C1	C2	C3	C4	D
HWD	kg	4.74E+00	2.1E-08	2.76E-06	3.48E-08	1.73E-08	0	0	6.99E-05	2.14E-05	4.14E-05	5.28E-05	0	0	4.62E-09	2.56E-07	1.54E-08	5.54E-03
NHWD	kg	6.39E+01	7.28E-02	1.87E+00	1.21E-01	2.68E+00	0	0	4.14E+01	1.27E+01	2.45E+01	3.13E+01	0	0	1.61E-02	1.52E-01	3.01E+01	8.08E+00
RWD	kg	1.28E+00	9.84E-04	3.69E-02	1.64E-03	1.73E-03	0	0	8.44E+00	2.58E+00	5E+00	6.37E+00	0	0	2.17E-04	3.09E-02	1.32E-03	-1.09E-01
CRU	kg	0	0	0	0	0	0	0	0	0	0	0	0	0	0	0	0	0
MFR	kg	0	0	0	0	0	0	0	0	0	0	0	0	0	0	4.05E+02	0	3.42E-02
MER	kg	0	0	0	0	0	0	0	0	0	0	0	0	0	0	0	0	0
EEE	MJ	0	0	0	0	1.78E+02	0	0	0	0	0	0	0	0	0	0	2.95E+02	0
EET	MJ	1.5E+01	0	0	0	3.22E+02	0	0	0	0	0	0	0	0	0	0	5.28E+02	0

HWD = Hazardous waste disposed; NHWD = Non-hazardous waste disposed; RWD = Radioactive waste disposed; CRU = Components for re-use; MFR = Materials for recycling; MER = Materials for energy recovery; EEE = Exported electrical energy; EET = Exported thermal energy

RESULTS OF THE LCA – additional impact categories according to EN 15804+A2-optional: 1 piece of MD1.x.y.40 representative

Parameter	Unit	A1	A2	A3	A4	A5	B1	B2	B6	B6/1	B6/2	B6/3	B7	C1	C2	C3	C4	D
PM	Disease incidence	1.13E-04	1.33E-06	7.56E-06	1.86E-06	1.68E-07	0	0	4.75E-05	1.45E-05	2.81E-05	3.58E-05	0	0	2.46E-07	1.74E-07	2.01E-07	-3.59E-06
IR	kBq U235 eq	2.04E+02	1.41E-01	4.83E+00	2.35E-01	2.73E-01	0	0	1.39E+03	4.27E+02	8.25E+02	1.05E+03	0	0	3.12E-02	5.1E+00	1.98E-01	-1.96E+01
ETP-fw	CTUe	6.76E+03	6.77E+02	3.27E+02	1.13E+03	2.48E+01	0	0	9.03E+03	2.76E+03	5.34E+03	6.82E+03	0	0	1.5E+02	4.01E+01	2.46E+01	-2.47E+02
HTP-c	CTUh	6.61E-05	9.15E-09	2.99E-08	1.52E-08	1.38E-09	0	0	8.51E-07	2.61E-07	5.04E-07	6.43E-07	0	0	2.02E-09	7.91E-09	1.48E-09	6.05E-07
HTP-nc	CTUh	1.33E-05	5.09E-07	8.43E-07	8.51E-07	6.56E-08	0	0	1.79E-05	5.48E-06	1.06E-05	1.35E-05	0	0	1.13E-07	5.2E-07	4.05E-08	-2.62E-07
SQP	SQP	5.03E+03	2.29E+02	2.84E+04	3.84E+02	1.37E+01	0	0	2.14E+04	6.56E+03	1.27E+04	1.62E+04	0	0	5.09E+01	7.83E+01	9.08E+00	-4.01E+02

PM = Potential incidence of disease due to PM emissions; IR = Potential Human exposure efficiency relative to U235; ETP-fw = Potential comparative Toxic Unit for ecosystems; HTP-c = Potential comparative Toxic Unit for humans (cancerogenic); HTP-nc = Potential comparative Toxic Unit for humans (not cancerogenic); SQP = Potential soil quality index

Disclaimer 1 – for the indicator 'Potential Human exposure efficiency relative to U235'.

This impact category deals mainly with the eventual impact of low-dose ionizing radiation on human health of the nuclear fuel cycle. It does not consider effects due to possible nuclear accidents, occupational exposure or radioactive waste disposal in underground facilities. Potential ionizing radiation from the soil, radon and from some construction materials is also not measured by this indicator.

Disclaimer 2 – for the indicators 'abiotic depletion potential for non-fossil resources', 'abiotic depletion potential for fossil resources', 'water (user) deprivation potential, deprivation-weighted water consumption', 'potential comparative toxic unit for ecosystems', 'potential comparative toxic unit for humans – cancerogenic', 'Potential comparative toxic unit for humans - not cancerogenic', 'potential soil quality index'. The results of this environmental impact indicator shall be used with care as the uncertainties on these results are high as there is limited experience with the indicator.

References

IBU 2022

Institut Bauen und Umwelt e.V.: General Instructions for the EPD programme of Institut Bauen und Umwelt e.V., Version 2.1, Berlin: Institut Bauen und Umwelt e.V., 2022 www.ibu-epd.com

REGULATIONS AND DIRECTIVES:

Machinery Directive

DIRECTIVE 2006/42/EC OF THE EUROPEAN PARLIAMENT AND OF THE COUNCIL of 17 May 2006 on machinery

Low Voltage Directive

DIRECTIVE 2014/35/EU OF THE EUROPEAN PARLIAMENT AND OF THE COUNCIL of 26 February 2014 on the harmonisation of the laws of the Member States relating to the making available on the market of electrical equipment designed for use within certain voltage limits

EMC Directive

DIRECTIVE 2014/30/EU OF THE EUROPEAN PARLIAMENT AND OF THE COUNCIL of 26 February 2014 on the harmonisation of the laws of the Member States relating to electromagnetic compatibility

Ecodesign Directive

DIRECTIVE 2009/125/EC OF THE EUROPEAN PARLIAMENT AND OF THE COUNCIL of 21 October 2009 establishing a framework for the setting of ecodesign requirements for energy-related products

RoHS Directive

DIRECTIVE 2011/65/EU OF THE EUROPEAN PARLIAMENT AND OF THE COUNCIL of 8 June 2011 on the restriction of the use of certain hazardous substances in electrical and electronic equipment

RoHS Directive Amendment

DIRECTIVE 2015/863/EU of 31 March 2015 amending Annex II to Directive 2011/65/EU of the European Parliament and of the Council as regards the list of restricted substances

STANDARDS:

EN 809

EN 809:1998-10 + A1:2009, Pumps and pump units for liquids - Common safety requirements

EN 12050-1

EN 12050-1:2015, Wastewater lifting plants for buildings and sites – Part 1: Lifting plants for wastewater containing faecal matter

EN 55014-1

EN 55014-1:2017, Electromagnetic compatibility – Requirements for household appliances, electric tools and similar apparatus – Part 1: Emission

EN 55014-2

EN 55014-2:2015, Electromagnetic compatibility – Requirements for household appliances, electric tools and similar apparatus – Part 2: Immunity – Product family standard (CISPR 14-2:2015)

EN 50581:2012

EN 50581:2012, Technical documentation for the assessment of electrical and electronic products with respect to the

restriction of hazardous substances

EN 60335-1

EN IEC 60335-1:2023, Household and similar electrical appliances – Safety – Part 1: General requirements

EN 60335-2-41

EN IEC 60335-2-41:2021, Household and similar electrical appliances – Safety – Part 2-41: Particular requirements for pumps

EN 61000-3-2

EN IEC 61000-3-2:2019/A1:2021, Electromagnetic compatibility (EMC) – Part 3-2: Limits – Limits for harmonic current emissions (equipment input current = 16 A per phase)

EN 61000-3-3

EN IEC 61000-3-3:2013/A1:2019, Electromagnetic compatibility (EMC) – Part 3-3: Limits – Limitation of voltage changes, voltage fluctuations and flicker in public low voltage supply systems, for equipment with rated current ≤ 16 A per phase and not subject to conditional connection

EN 61000-6-2

EN 61000-6-2:2008/2019, Electromagnetic compatibility (EMC) – Part 6-2: Generic standards – Immunity for industrial environments

EN IEC 63000:2018

EN IEC 63000:2018, Technical documentation for the assessment of electrical and electronic products with respect to the restriction of hazardous substances

ISO 14001

ISO 14001:2015/Amd1:2024, Environmental management systems - Requirements with guidance for use

ISO 9001

ISO 9001:2015/Amd1:2024, Quality management systems – Requirements

ISO 50001

ISO 50001:2018, Energy management systems – Requirements with guidance for use

ISO 45001

ISO 45001:2018, Occupational health and safety management systems – Requirements with guidance for use

ISO 14025

ISO 14025:2006, Environmental labels and declarations – Type III environmental declarations — Principles and procedures

ISO 14040

ISO 14040:2006/Amd1:2020, Environmental management – Life cycle assessment – Principles and framework

ISO 14044

ISO 14044:2006/Amd2:2020, Environmental management – Life cycle assessment – Requirements and guidelines

EN 15804

EN 15804:2012+A2:2019, Sustainability of construction works — Environmental Product Declarations — Core rules for the product category of construction products

FURTHER REFERENCES:

PCR Part A

Institut Bauen und Umwelt e.V., Berlin (pub.): Product Category Rules for Building-Related Products and Services, Product Category Rules for Construction Products from the range of Environmental Product Declarations of Institut Bauen und Umwelt (IBU), Part A: Calculation Rules for the Life Cycle Assessment and Requirements on the Project Report, Version 1.4.

PCR Part B

Institut Bauen und Umwelt e.V., Berlin (pub.): Product Category Rules for Building-Related Products and Services, Product Category Rules for Construction Products from the range of Environmental Product Declarations of Institut Bauen und Umwelt (IBU), Part B: Requirements on the EPD for Pumps for liquids and liquids with solids, Version 11 (2024)

CPR

REGULATION (EU) No 305/2011 OF THE EUROPEAN PARLIAMENT AND OF THE COUNCIL of 9 March 2011 laying down harmonised conditions for the marketing of construction products and repealing Council Directive 89/106/EEC

CML 2001

Impact assessment characterization factors Institute of Environmental Sciences, Leiden University, Netherlands

ECHA candidate list

Candidate List of substances of very high concern (SVHCs) for authorisation, European Chemicals Agency (ECHA), Helsinki, Finland

EUTREND model

Struijs et al., 2009b AEA Energy & Environment

Ecoinvent

Ecoinvent v3.11 database

LCA for Experts

10.9.3.0 Schema 8007 / CUP v2025.2 database

REACH Regulation (EC) No 1907/2006 of the European Parliament and of the Council of 18 December 2006 concerning the Registration, Evaluation, Authorisation and Restriction of Chemicals (REACH)

SVR

Advisory Board (formerly SVA) Decision no.: 20170712-n



Publisher

Institut Bauen und Umwelt e.V.
Hegelplatz 1
10117 Berlin
Germany

+49 (0)30 3087748- 0
info@ibu-epd.com
www.ibu-epd.com



Programme holder

Institut Bauen und Umwelt e.V.
Hegelplatz 1
10117 Berlin
Germany

+49 (0)30 3087748- 0
info@ibu-epd.com
www.ibu-epd.com



Author of the Life Cycle Assessment

Grundfos Holding A/S
Poul Due Jensens Vej 7
8850 Bjerringbro
Denmark

+45 87501400
LCA_EPD@grundfos.com
www.grundfos.com



Owner of the Declaration

Grundfos Holding A/S
Poul Due Jensens Vej 7
8850 Bjerringbro
Denmark

+45 87501400
LCA_EPD@grundfos.com
www.grundfos.com