

ENVIRONMENTAL-PRODUCT DECLARATION

as per ISO 14025 and EN 15804+A2




Owner of the Declaration	Royal Boon Edam International B.V.
Publisher	Institut Bauen und Umwelt e.V. (IBU)
Programme holder	Institut Bauen und Umwelt e.V. (IBU)
Declaration number	EPD-BEN-20200228-IBA1-EN
Issue date	01.04.2021
Valid to	31.03.2026

**Crystal Tourniket
Boon Edam**

www.ibu-epd.com | <https://epd-online.com>



1. General Information

Boon Edam Programme holder IBU – Institut Bauen und Umwelt e.V. Hegelplatz 1 10117 Berlin Germany	Crystal Tourniket Owner of the declaration Royal Boon Edam International B.V. Ambachtstraat 4 1135GG Edam Netherlands								
Declaration number EPD-BEN-20200228-IBA1-EN	Declared product / declared unit The declaration represents one automatic revolving door Boon Edam Crystal Tourniket, type TG. It consists of four (4) doorleaves and has a diameter of 3000 mm, a height under canopy of 2300 mm and 2318 mm total height.								
This declaration is based on the product category rules: Automatic doors, automatic gates, and revolving door systems, 01.08.2021 (PCR checked and approved by the SVR)	Scope: The declaration and background LCA report represent an automatic revolving door Boon Edam Tourniket, type TG. Raw materials and components are provided by suppliers from around the globe and shipped to Boon Edam in Edam, where the product is manufactured and assembled before being shipped and installed on a construction site in Europe. The energy use on site and maintenance during the 20 years of use are taken in account. The owner of the declaration shall be liable for the underlying information and evidence; the IBU shall not be liable with respect to manufacturer information, life cycle assessment data and evidences. The EPD was created according to the specifications of EN 15804+A2. In the following, the standard will be simplified as <i>EN 15804 bezeichnet</i> .								
Issue date 01.04.2021	Verification <table border="1"> <tr> <td colspan="2">The standard EN 15804 serves as the core PCR</td> </tr> <tr> <td colspan="2">Independent verification of the declaration and data according to ISO 14025:2011</td> </tr> <tr> <td><input type="checkbox"/></td> <td>internally</td> </tr> <tr> <td><input checked="" type="checkbox"/></td> <td>externally</td> </tr> </table>	The standard EN 15804 serves as the core PCR		Independent verification of the declaration and data according to ISO 14025:2011		<input type="checkbox"/>	internally	<input checked="" type="checkbox"/>	externally
The standard EN 15804 serves as the core PCR									
Independent verification of the declaration and data according to ISO 14025:2011									
<input type="checkbox"/>	internally								
<input checked="" type="checkbox"/>	externally								
 Dipl.-Ing Hans Peters (chairman of Institut Bauen und Umwelt e.V.)	 Angela Schindler, (Independent verifier)								
 Dr. Alexander Röder (Managing Director Institut Bauen und Umwelt e.V.)									

2. Product

2.1 Product description/Product definition

Boon Edam's Crystal Tourniket is virtually completely transparent with only a minimal stainless steel frame and patch fittings for maximum strength.. This revolving door is available with three or four door wings and as an element of fun or customisation, tinted glass can be used for the door wings and curved walls. The Crystal Tourniket is available with either manual or automatic operation.

For the configuration studied in this document, the following options were selected:

- Clear laminated curved walls
 - 4 fixed doorwings
 - Clear tempered, laminated ceiling with 360 degrees rooftrim
 - Clear laminated glass night locking doors
 - Stainless steel finishing
 - Matwelltrim floor
 - Automatic drive mounted in the floor, activated by motion detectors
- For the placing on the market in the EU/EFTA (with the exception of Switzerland) the following legal provisions apply:

2006/42/EC - Directive

2006/42/EC of the European Parliament and of the Council of 17 May 2006 on machinery, and amending Directive 95/16/EC (recast) (2006)

EMC directive 2014/30/EU - Directive

2014/30/EU of the European Parliament and of the Council of 26 February 2014 on the harmonisation of the laws of the Member States relating to electromagnetic compatibility (2014)

EN 16005:2012:

Power operated pedestrian doorsets - Safety in use - Requirements and test methods (2012)

DIN 18650 - Building

hardware - Powered pedestrian doors

- Part 1 (2010): Product requirements and test methods
- Part 2 (Part 2010): Safety at powered pedestrian doors

EN 60335 - Household and similar electrical appliances - Safety

- Part 1 (2014) :General requirements
- Part 2 (2011) : Particular requirements for drives for gates, doors and windows

EN ISO 13849 - Safety of

machinery - Safety related parts of control systems - Part 1: General principles for design (2008)

EN 61000

- EN-IEC 61000-3-2: 2009: Electromagnetic compatibility (EMC) - Part 3-2: Limits - Limits for harmonic current emissions (equipment input current $\leq 16A$ per phase)

- EN-IEC 61000-3-3: 2008: Electromagnetic compatibility (EMC) - Part 3-3: Limits - Limitation of voltage changes, voltage fluctuations and flicker in public low-voltage supply systems, for equipment with rated current $\leq 16A$ per phase and not subject to conditional connection
- EN 61000-6-2: 2005: Electromagnetic compatibility (EMC) - Part 6-2: Generic standards - Immunity for industrial environments

The CE-marking takes into account the proof of conformity with the respective harmonized norms based on the legal provisions above.

For the application and use the respective national provisions apply.

2.2 Application

Crystal Tourniket are intended to be used in commercial buildings, in particular in:

- Airports
- Retail
- Banks
- Corporate Headquarters
- Governmental buildings
- Healthcare
- Hotels & Restaurants

2.3 Technical Data

The technical specifications of the products within the scope of the EPD shall be listed, including the reference to the test methods/test standards for each specification.

For products with CE marking, the technical specifications must be specified in accordance with information in the declaration of performance. The properties relevant to the product should be specified in the table below. If no information is given for properties, an explanation must be given in the background report to the EPD as to why the property is not relevant to the product.

Constructional data

Name	Value	Unit
Airborne sound reduction acc. to EN ISO 10140-2	32	dB
Heat transfer coefficient of the entire door system	4.4	W/(m ² K)
Windload resistance acc. to EN 12211	448	Pa
Burglar protection class acc. to EN 1627 - EN 1630	Class 3	-
Air permeability acc. to EN 12207 & EN 1026	18.8	m ³ /h*m ²
Power input "Idle"	0	W
Power input "Standby"	75	W
Power input "Operation"	150	W

Performance data of the product according to the harmonised norms, based on the harmonisation provisions.

2.4 Delivery status

The Crystal Tourniket modelled for this study is delivered ready for installation in a wooden packaging, with a total weight of 1795 kg.

2.5 Base materials/Ancillary materials

Name	Value	Unit
Glass regular	987	kg
Stainless steel	245	kg
Steel	53	kg
Nylon	7	kg
Aluminium	5	kg
Rubber synthetic	5	kg
Motor parts	48	kg
Electrical components including casing	25	kg
Glass tempered	310	kg

Royal Boon Edam International B.V. use substances on their own or in a preparation within its industrial or commercial activities, and is therefore a downstream user as defined in Article 3 No. 13 of *Regulation (EC) No. 1907/2006* (so-called REACH regulation). As a downstream user, Boon Edam has already requested that all suppliers provide confirmation regarding the correct implementation of REACH, and that our products do not contain SVHCs with a concentration greater than 0.1 percent by weight, as for the list published on the 7th of July 2017. Thus the following declarations hold true for the crystal tourniket:

1)Contains substances on the candidate list of SVH(date:25.01.2021) exceeding 0.1 percentage by mass in at least one partial product: **No**

2)Contains other CMR substances in categories 1A or 1B which are not on the candidate list, exceeding 0.1 percentage by mass in at least one partial product : **No**

3) "Biocide products were added to this construction product or it has been treated with biocide products (this then concerns a treated product as defined by the (EU) Ordinance on Biocide Products No. 528/2012): **No**

2.6 Manufacture

All materials are shipped from suppliers to Boon Edam Manufacturing EMEA site in Edam, The Netherlands. Depending on the product, steel and aluminium profiles are cut to shape and size on site, and are assembled with the rest of the materials by Boon Edam. The manufacturing site in Edam is *ISO 9001* certified.

2.7 Environment and health during manufacturing

Standard cutting and coating machinery are used on site. Safety measures are implemented on site and employees are required to wear personal protective equipment. Boon Edam's Manufacturing EMEA site in Edam, Netherlands, has set-up several take-back schemes, with customers in the Netherlands and with suppliers. Metal cuttings from production (steel and aluminium alloys) are collected and sent back to suppliers to be reprocessed. The site is *ISO 14001* certified

2.8 Product processing/Installation

Boon Edam's installation teams in Europe are following a strict safety process to define, together with the clients, safe access and work conditions during the installation. A list of personal protective equipment to be worn for each different task is defined as part of this process.

2.9 Packaging

Packaging materials should be discarded according to the regulations in place in the country of installation, and can be recycled or incinerated (for energy recovery) once the product is installed. The following materials are used for packaging:

107 kg Wood
1.7 kg Cardboard box
1 kg LDPE sheet
220 g Paper printed

2.10 Condition of use

Maintenance instructions are provided by Boon Edam, and will ensure efficient operations of the product. Annual maintenance checks are advised, and should be carried out by Boon Edam or an approved agent.

The materials used in the composition of Boon Edam products are very stable, and their composition is not expected to change in the timeframe of use of the product, provided the advised maintenance procedures are respected.

2.11 Environment and health during use

The products manufactured by Boon Edam do not release any fluid, fumes, or chemical substances if used in accordance with the specifications provided, and if proper maintenance checks are performed regularly.

Automatic doors and gates are fitted with safety sensors and actuators that will prevent any physical damage in case of malfunction or improper use.

2.12 Reference service life

To calculate the indicators for potential impact during the use stage of a Tourniket, a service life of 20 years has been selected, as suggested in the 'Nutzungsdauern von Bauteilen' (Service Lives of Components) from the *BBSR*. Provided that proper maintenance procedures are followed, the characteristics of the installed product will remain stable over the years and will not suffer from ageing of materials or components. NB: A service life in accordance with the *BBSR* table is not a RSL according to *ISO 15686*.

2.13 Extraordinary effects

Fire

Information on the fire performance according to *EN 13501:1* or established national standards. According to *EN 13501:1*:

- The classes of building products regarding their fire performance are predefined as: A1, A2, B, C, D, E, and F;
- The classes of flaming droplets/particles are pre-defined as: d0, d1, or d2;
- The classes for smoke density are pre-defined as: s1, s2, or s3

Fire protection

The fire protection standards are obtained from *EN 13501*

Name	Value
Building material class	Class D
Burning droplets	Class d0
Smoke gas development	Class s1

Water

Automatic doors contain electric and electronic equipment that may malfunction if in contact with water. Please refer to instructions regarding maintenance and cleaning. No impact on the environment will occur in case of such malfunction.

Mechanical destruction

Mechanical destruction will never result from a malfunction of the door or gate itself. In case mechanical destruction is caused by an external event, no environmental damage will be caused.

A damaged door or gate will need to be de-constructed with care and replaced.

2.14 Re-use phase

At the end-of-life, Boon Edam Netherlands and several Boon Edam entities in other European countries, offer a take-back scheme.

Products that reached their end-of-life can be dismantled by Boon Edam, and transported to local recycling companies or to the headquarters in Edam for further processing.

Parts obtained from dismantled doors are not reused, for quality and safety reasons, but materials are separated and prepared for recycling.

2.15 Disposal

Waste materials are produced at the end-of-life of the product. They are listed below according to the European List of Waste

2014/955/EU.

- /16 02 Wastes from electrical and electronic equipment/
- /17 02 01 Wood/
- /17 02 02 Glass/
- /17 02 03 Plastic/
- /17 04 02 Aluminium/
- /17 04 05 Iron and steel/
- /17 04 11 Cables (with no hazardous substances)/

Products that reached their end-of-life can be collected on building site by Boon Edam, and transported to Edam to be dismantled. Metals and glass collected when dismantling are sent back to suppliers to be reprocessed.

2.16 Further information

See contact details

3. LCA: Calculation rules

3.1 Declared Unit

The declaration represents one automatic revolving door Boon Edam Crystal Tourniket, type TG. It consists of four (4) door leaves and has a diameter of 3000 mm, a height under canopy of 2300 mm and 2318 mm total height. It is fitted with a 220V AC motor of 180W

Declared unit

Name	Value	Unit
Declared unit	1	pce.
Declared unit (doorway size 3m x 2.318m)	7	m ²
Mass (total system)	1795	kg
Conversion factor to 1 kg	1795	-

Crystal Tourniket are produced at a single production plant in Edam, The Netherlands. No significant changes were made to the product or production process in the time between the data collection and the publishing of the EPD. As such, this EPD is expected to be representative for all Crystal Tourniket with similar specifications.

3.2 System boundary

Type of EPD: cradle-to-grave. The following modules were considered in this analysis:

Product stage

- Raw material supply (A1)
- Transport (A2)
- Manufacturing (A3)

Construction stage

- Transport to the building site (A4)
- Installation, including packaging disposal (A5)

Use stage

- Maintenance (B2)
- Operation energy use (B6)

End-of-life stage

- De-construction (C1)
- Transport to disposal (C2)
- Waste processing (C3)
- Disposal (C4)

Benefits and loads beyond the system boundary

- Reuse, recovery, and recycling potential (D)

This includes provision of all materials, products and energy, packaging processing and its transport, as well as waste

processing up to the end-of waste state or disposal of final residues.

No materials are required during use (B1) and no water is needed for operation (B7). Repair (B3), Replacement (B4) and Refurbishment (B5) are not needed if proper maintenance is followed. These submodules are not declared as they would be zero, or are estimated to fall below the cut-off criteria.

3.3 Estimates and assumptions

Main assumptions and proxies :

- Cutting losses : Boon Edam manufactures doors made from both Aluminium and Glass. However, the Aluminium cutting losses for glass door are not available individually and the total Aluminium cutting losses are available as proxy. Since Aluminium cutting losses in Aluminium doors are higher, this leads to an overestimation of Aluminium cutting losses for glass doors. However, the Aluminium cutting losses contribute less than 1% to overall emissions. Furthermore, the cutting losses are sent back to the suppliers who process the lost Aluminium and Steel and thus they do not contribute to waste disposal (C) and avoided burden (D) stages.

- Survey and modelling methodology : This EPD is generated through an automated EPD tool. As a first step, users are invited to answer a survey which contains questions about the amount of products and energy used for packaging, manufacturing, installation of the product as well as the maintenance. The answers to this questions serve as an input to a LCA model. The model results are then populated in a pre-defined EPD template which generates the EPD in PDF format.

- Waste processing data assumptions : Boon Edam provides option to its users to collect back the waste and send it back to suppliers for processing. However, in the absence of any other data, the waste scenarios for different materials were treated according to the average waste scenarios for that particular product in the Netherlands. For example, for packaging wastes, 97% of waste was assumed to be incinerated and 3% of waste was assumed to be landfilled. For some metals and alloys such as Aluminium and Steel, there are no specific datasets for incineration and landfilling. So, the environmental impacts of incineration and landfilling of these materials have been accounted for through the incineration and landfilling processes of common municipal solid waste albeit not providing any electricity or heat recovery for this processes.

3.4 Cut-off criteria

•Production stage

All materials and energy inputs and outputs were considered, based on the nomenclature of the product considered, and on the energy inputs and waste flows from the factory. To the best of our knowledge, no input or output having a significant impact on the indicators have been left aside.

•Use stage

During the use stage, the only maintenance activities not included are the cleaning and technical checks. These would consist of: energy necessary to power the cleaning devices, water, soap and transport of personnel for the technical checks. Given the predominance of the operational energy use (B6), these impacts will be negligible in comparison.

•End-of-Life

During the end of life stage, all the end-of-life activities have been accounted for. The end of life phase is divided into recycling, incineration and landfilling. Environmental impacts of these activities for all materials have been accounted for to the best of our knowledge and no material having significant impact has been left aside. The avoided burden from materials recycled, electricity and heat recovered has also been considered for all packaging as well as constituent materials of crystal tourniket.

3.5 Background data

The EPD is generated by an EPD tool, which enables to model the environmental impacts of a revolving glass door. For the application of the EPD tool users are required to enter the weight of different materials used in manufacture and packaging of the door through a survey which then triggers a model run and generates the EPD. The EPD is generated from the EPD tool version 1.0 (validity: Dec 2020 to Dec 2025), owned by PRé consultants bv, Amersfoort, NL.

3.6 Data quality

The *Ecoinvent 3.6* database is used for every background datasets, ensuring consistence of the scope.

Global market data were used for all supplies that are procured on the market without specific requirement for location, and more specific geographies were used otherwise (e.g. electricity used on site is representative of the Dutch electricity market) All background data have been reviewed by the editor in 2020.

Primary data have been collected specifically for the product considered, at the time when the assessment

has been made and are representative of the current situation at Boon Edam.

Based on the data quality framework of EN15804 provided by UN environment, the model data is assessed on three criteria of geography, time and technical accuracy. According to the framework, the data quality for Boon Edam's crystal tourniket is assessed as follows. :

- Geographical representativeness- Good: Most of the data on production, transport and energy use is representative of the Entire Europe. So, the data is from a larger area (Europe) in which the area under study (Netherlands) is included. This satisfies the good quality data criteria of UN environment global guidance on LCA development
- Time representativeness –Good: Most of the processes in Ecoinvent 3.6 accurately reflect the data for 2016. For some of the processes which are older than 10 years, they are extrapolated to 2010.
- Technical representativeness-Good: For Boon Edam's crystal tourniket, the materials used are very commonly available in the market and thus the processes corresponding to their production are readily available in the ecoinvent database and they represent the actual material accurately.

3.7 Period under review

Data have been collected in 2019 and represents an average of the consumptions in 2018.

3.8 Geographic Representativeness

Land or region, in which the declared product system is manufactured, used or handled at the end of the product's lifespan: Netherlands

3.9 Allocation

Given the variation in size of products manufactured by Boon Edam, allocating manufacturing (A3) inputs and outputs per product was not deemed fair. As production lines within the facility were similar, allocation was done on the basis of the number of production lines.

3.10 Comparability

Basically, a comparison or an evaluation of EPD data is only possible if all the data sets to be compared were created according to *EN 15804* and the building context, respectively the product-specific characteristics of performance, are taken into account.

The used background database has to be mentioned.

4. LCA: Scenarios and additional technical information

Characteristic product properties

Information on biogenic carbon

The biogenic carbon content quantifies the amount of biogenic carbon in a construction product leaving the factory gate, and it shall be separately declared for the product and for any accompanying packaging.

If the total mass of biogenic carbon containing materials is less than 5 % of the total mass of the product and accompanying packaging, the declaration of biogenic carbon content may be omitted. The mass of packaging containing biogenic carbon shall always be declared.

Note: 1 kg of biogenic carbon is equivalent to 44/12 kg of CO₂.

Information on describing the biogenic Carbon Content at factory gate

Name	Value	Unit
Biogenic carbon content in product	negligible (<5%)	kg C
Biogenic carbon content in accompanying packaging	26.1	kg C

Transport to the manufacturer (A2)

A survey from Boon Edam in 2016 shown that all their suppliers are local companies, the furthest being situated 260km from Edam. This maximum value has been selected for all transport distances.

Note: 'market' datasets from ecoinvent were selected in to model materials, meaning that upstream transports - occurring before the last transport step to Edam - are computed in the A1 module.

Transport to the building site (A4)

The distance is calculated as an average of Boon Edam's actual delivery, and is modelled as a freight truck transport.

Name	Value	Unit
Litres of fuel	4.5	l/100km
Transport distance	3500	km
Capacity utilisation (including empty runs)	0.49	%

Installation into the building (A5)

Name	Value	Unit
Waste wood	107	kg
Waste paper and cardboard	2	kg
Waste LDPE plastic	1	kg

Maintenance (B2)

A yearly maintenance check is recommended. Motors and moving parts are prone to wear, and are replaced every few years. Over the 20 years of the product, the following parts are replaced 2 times.

Name	Value	Unit
Maintenance cycle	2	Number/RSL
Materials replaced per cycle:		
Stainless steel	10	kg
Aluminium	5	kg
Electric components including casing	5.81	kg
Drive parts	48	kg

In case a **reference service life** according to applicable ISO standards is declared then the assumptions and in-use conditions underlying the determined RSL shall be declared. In addition, it shall be stated that the RSL applies for the reference conditions only.

The same holds for a service life declared by the manufacturer. Corresponding information related to in-use conditions needs not be provided if a service life taken from the list on service life by BNB is declared.

Reference service life

Name	Value	Unit
Life Span (according to BBSR)	20	a

Operational energy use (B6)

The electricity consumption of the motor drive is divided in 3 ranges of use:

- The door or gate is idle or turned off (building is closed)
- The door or gate is in stand-by mode
- The door or gate is active

The electricity consumption process was modelled using low voltage electricity mix for Europe. The estimated operating conditions are given below:

Name	Value	Unit
Life span according to BBSR	20	years
Days used per year	260	days/year
Hours idle (on day used)	8	hours/day
Hours in standby (on day used)	8	hours/day
Hours active (on day used)	8	hours/day
Power while idle	0	W
Power in standby	75	W
Power while active	150	W
Electricity consumption over lifetime	9360	kWh

End of life (C1-C4)

Boon Edam Netherlands offers their customers a recycling scheme, in which the materials recovered from deconstruction are delivered to recycling stations, which are also the suppliers of Boon Edam. Their exact recycling rate is not known, therefore average Dutch percentage of recycled steel and aluminium was used in the model. They are based on the data from Dutch waste scenario in *Ecoinvent 3.6*. For glass, which is used in the product but not included as recyclable in ecoinvent dataset, the collection rate of 25% was used. The remaining, not recycled materials are treated according to the same ecoinvent waste scenario, based on *Eurostat 2017* data.

At the end of life, it is assumed that from the BOM, Aluminium, Steel, Stainless steel and glass are collected separately whereas the remaining BOM consisting of Fasteners, drive parts, electrical components, Rubber and Nylon are collected as mixed municipal waste. The percentages of each material going to recycling, incineration and landfill respectively are aggregated over the BOM to compute the amount of waste recycled, incinerated and landfilled.

Name	Value	Unit
Collected separately waste type	1595	kg
Collected as mixed construction waste	90	kg
Recycling	558.44	kg
Incineration	856.25	kg
Landfilling	270.37	kg

Avoided Burden (D)

The total amount of material recycled, electricity and heat recovered are shown in the table below. The main materials recycled are Steel, stainless steel, glass (regular and tempered) and Aluminium. The amount of recycled materials are obtained by multiplying the total masses of respective products with the corresponding percentages that go to recycling. For eg, of the 1297 kg of glass used, 25% goes to recycling and there is 15% of recycling loss thus, the glass recycled correspondingly is 276.9 kg.

Name	Value	Unit
Aluminium recycled	1.75	kg
Steel recycled	33.70	kg
Stainless steel recycled	171.99	kg
Glass recycled	276.90	kg
Electricity generated	306.81	MJ
Heat generated	641.05	MJ

5. LCA: Results

LCA results for 1 Boon Edam Crystal Tourniket.

Disclaimer:

EP-freshwater: This indicator has been calculated as “kg P eq” as required in the characterization model (EUTREND model, Struijs et al., 2009b, as implemented in ReCiPe; <http://eplca.jrc.ec.europa.eu/LCDN/developerEF.xhtml>)

DESCRIPTION OF THE SYSTEM BOUNDARY (X = INCLUDED IN LCA; ND = MODULE OR INDICATOR NOT DECLARED; MNR = MODULE NOT RELEVANT)

PRODUCT STAGE			CONSTRUCTION PROCESS STAGE		USE STAGE							END OF LIFE STAGE				BENEFITS AND LOADS BEYOND THE SYSTEM BOUNDARIES
Raw material supply	Transport	Manufacturing	Transport from the gate to the site	Assembly	Use	Maintenance	Repair	Replacement	Refurbishment	Operational energy use	Operational water use	De-construction demolition	Transport	Waste processing	Disposal	Reuse-Recovery-Recycling-potential
A1	A2	A3	A4	A5	B1	B2	B3	B4	B5	B6	B7	C1	C2	C3	C4	D
X	X	X	X	X	MND	X	MNR	MNR	MNR	X	MND	X	X	X	X	X

RESULTS OF THE LCA - ENVIRONMENTAL IMPACT according to EN 15804+A2: one piece Crystal tourniket

Parameter	Unit	A1-A3	A4	A5	B2	B6	C1	C2	C3	C4	D
GWP-total	kg CO ₂ eq	5.01E+03	1.34E+02	1.04E+02	1.62E+03	4.1E+03	2.63E+00	2.79E+01	1.89E+02	3.48E+01	-1.82E+02
GWP-fossil	kg CO ₂ eq	5.26E+03	1.33E+02	8.52E+00	1.53E+03	3.97E+03	2.54E+00	2.78E+01	8.68E+01	4.25E+00	-1.82E+02
GWP-biogenic	kg CO ₂ eq	-2.54E+02	7.18E-02	9.58E+01	9.35E+01	1.2E+02	7.72E-02	1.5E-02	1.02E+02	3.06E+01	4.64E-01
GWP-luluc	kg CO ₂ eq	5.34E+00	4.71E-02	7.27E-03	3.01E+00	9.23E+00	5.92E-03	9.82E-03	3.49E-03	8.07E-04	-1.1E-01
ODP	kg CFC11 eq	4.37E-04	3.06E-05	1.07E-06	1.1E-04	3.36E-04	2.15E-07	6.38E-06	2.81E-06	8.72E-07	-1.51E-05
AP	mol H ⁺ eq	4.31E+01	6.8E-01	4.62E-02	1.84E+01	2.32E+01	1.49E-02	1.42E-01	2.86E-01	2.44E-02	-1.05E+00
EP-freshwater	kg P eq	3.2E+00	9.83E-03	3.36E-03	2.12E+00	3.98E+00	2.55E-03	2.05E-03	7.01E-03	6.97E-04	-1.05E-01
EP-marine	kg N eq	7.05E+00	2.33E-01	3.33E-02	2.1E+00	3.81E+00	2.44E-03	4.86E-02	1.31E-01	7.36E-02	-1.74E-01
EP-terrestrial	mol N eq	7.84E+01	2.55E+00	1.59E-01	2.34E+01	3.63E+01	2.32E-02	5.32E-01	1.45E+00	9.02E-02	-2.06E+00
POCP	kg NMVOC eq	2.19E+01	7.27E-01	4.73E-02	6.79E+00	9.2E+00	5.9E-03	1.52E-01	3.88E-01	3.31E-02	-8.26E-01
ADPE	kg Sb eq	6.8E-01	3.63E-03	1.1E-04	4.17E-01	2.89E-02	1.85E-05	7.58E-04	1.03E-04	2.71E-05	-3.66E-03
ADPF	MJ	6.22E+04	2.03E+03	1.13E+02	1.79E+04	8.21E+04	5.26E+01	4.23E+02	2.25E+02	6.39E+01	-2.27E+03
WDP	m ³ world eq deprived	1.61E+03	9.18E+00	2.05E+00	5.92E+02	2.99E+03	1.91E+00	1.92E+00	2.78E+01	3.09E+00	-3.59E+01

GWP = Global warming potential; ODP = Depletion potential of the stratospheric ozone layer; AP = Acidification potential of land and water; EP = Eutrophication potential; POCP = Formation potential of tropospheric ozone photochemical oxidants; ADPE = Abiotic depletion potential for non-fossil resources; ADPF = Abiotic depletion potential for fossil resources; WDP = Water (user) deprivation potential)

RESULTS OF THE LCA - INDICATORS TO DESCRIBE RESOURCE USE according to EN 15804+A2: one piece Crystal tourniket

Parameter	Unit	A1-A3	A4	A5	B2	B6	C1	C2	C3	C4	D
PERE	MJ	1.13E+04	2.86E+01	2.08E+03	2.17E+03	1.59E+04	1.02E+01	5.98E+00	6.3E+00	1.8E+00	-2.05E+02
PERM	MJ	2.07E+03	0	-2.07E+03	0	0	0	0	0	0	0
PERT	MJ	1.34E+04	2.86E+01	1.11E+01	2.17E+03	1.59E+04	1.02E+01	5.98E+00	6.3E+00	1.8E+00	-2.05E+02
PENRE	MJ	6.19E+04	2.03E+03	1.56E+02	1.79E+04	8.2E+04	5.26E+01	4.23E+02	4.9E+02	6.39E+01	-2.27E+03
PENRM	MJ	3.08E+02	0	-4.29E+01	0	0	0	0	-2.65E+02	0	0
PENRT	MJ	6.22E+04	2.03E+03	1.13E+02	1.79E+04	8.2E+04	5.26E+01	4.23E+02	2.25E+02	6.39E+01	-2.27E+03
SM	kg	2.53E+02	0	0	6.07E+00	0	0	0	0	0	0
RSF	MJ	0	0	0	0	0	0	0	0	0	0
NRSF	MJ	0	0	0	0	0	0	0	0	0	0
FW	m ³	3.8E+01	2.45E-01	4.85E-02	1.38E+01	6.96E+01	4.46E-02	5.11E-02	6.5E-01	7.24E-02	-8.78E-01

PERE = Use of renewable primary energy excluding renewable primary energy resources used as raw materials; PERM = Use of renewable primary energy resources used as raw materials; PERT = Total use of renewable primary energy resources; PENRE = Use of non-renewable primary energy excluding non-renewable primary energy resources used as raw materials; PENRM = Use of non-renewable primary energy resources used as raw materials; PENRT = Total use of non-renewable primary energy resources; SM = Use of secondary material; RSF = Use of renewable secondary fuels; NRSF = Use of non-renewable secondary fuels; FW = Use of net fresh water

RESULTS OF THE LCA – WASTE CATEGORIES AND OUTPUT FLOWS according to EN 15804+A2:

one piece Crystal tourniket

Parameter	Unit	A1-A3	A4	A5	B2	B6	C1	C2	C3	C4	D
HWD	kg	2.1E-01	5.31E-03	1.8E-04	1.95E-01	5.45E-02	3.49E-05	1.1E-03	4.3E-04	1.2E-04	-6.14E-05
NHWD	kg	2.25E+03	9.7E+01	3.53E+01	4.14E+02	2.77E+02	1.78E-01	2.02E+01	9.32E+00	2.71E+02	-2.77E+01
RWD	kg	1.88E-01	1.38E-02	7.4E-04	4.88E-02	5.86E-01	3.7E-04	2.88E-03	1.04E-03	4E-04	-7.12E-03
CRU	kg	0	0	0	0	0	0	0	0	0	0
MFR	kg	0	0	0	1.91E+01	0	0	0	5.58E+02	0	0
MER	kg	0	0	0	0	0	0	0	0	0	0
EEE	MJ	0	0	1.21E+02	0	0	0	0	1.86E+02	0	0
EET	MJ	0	0	2.64E+02	0	0	0	0	3.77E+02	0	0

HWD = Hazardous waste disposed; NHWD = Non-hazardous waste disposed; RWD = Radioactive waste disposed; CRU = Components for re-use; MFR = Materials for recycling; MER = Materials for energy recovery; EEE = Exported electrical energy; EET = Exported thermal energy

RESULTS OF THE LCA – additional impact categories according to EN 15804+A2-optional:

one piece Crystal tourniket

Parameter	Unit	A1-A3	A4	A5	B2	B6	C1	C2	C3	C4	D
PM	Disease incidence	4.3E-04	9.67E-06	5.34E-07	1.07E-04	6.75E-05	4.33E-08	2.02E-06	2.83E-06	4.58E-07	-1.03E-05
IR	kBq U235 eq	4.09E+02	1.05E+01	1.69E+00	1.3E+02	2.19E+03	1.4E+00	2.18E+00	9.95E-01	3.57E-01	-1.5E+01
ETP-fw	CTUe	4.05E+04	7.14E+02	3.93E+01	2.21E+04	4.76E+03	3.05E+00	1.49E+02	3.7E+02	9.96E+01	-1.3E+03
HTP-c	CTUh	2.74E-05	3.9E-08	2.35E-08	4.7E-06	1.22E-06	7.81E-10	8.14E-09	2.31E-07	2.1E-09	-2.42E-09
HTP-nc	CTUh	9.87E-05	8.16E-07	1.74E-07	9.16E-05	2.56E-05	1.64E-08	1.7E-07	6.47E-07	5.78E-08	-3.17E-06
SQP	SQP	5.07E+04	1.4E+03	7.24E+01	6.93E+03	2E+04	1.28E+01	2.92E+02	2.92E+02	1.59E+02	-1.12E+03

PM = Potential incidence of disease due to PM emissions; IR = Potential Human exposure efficiency relative to U235; ETP-fw = Potential comparative Toxic Unit for ecosystems; HTP-c = Potential comparative Toxic Unit for humans (cancerogenic); HTP-nc = Potential comparative Toxic Unit for humans (not cancerogenic); SQP = Potential soil quality index

Disclaimer 1 – for the indicator “Potential Human exposure efficiency relative to U235”. This impact category deals mainly with the eventual impact of low dose ionizing radiation on human health of the nuclear fuel cycle. It does not consider effects due to possible nuclear accidents, occupational exposure nor due to radioactive waste disposal in underground facilities. Potential ionizing radiation from the soil, from radon and from some construction materials is also not measured by this indicator.

Disclaimer 2 – for the indicators “abiotic depletion potential for non-fossil resources”, “abiotic depletion potential for fossil resources”, “water (user) deprivation potential, deprivation-weighted water consumption”, “potential comparative toxic unit for ecosystems”, “potential comparative toxic unit for humans – cancerogenic”, “Potential comparative toxic unit for humans - not cancerogenic”, “potential soil quality index”. The results of this environmental impact indicator shall be used with care as the uncertainties on these results are high or as there is limited experienced with the indicator.

This EPD was created using a software tool.

6. LCA: Interpretation

The environmental impacts of a Crystal Tourniket are mainly attributed to the Product Stage (A1-A3) and the operational energy use (B6). This is applicable for all Environmental Impact and Resource Use indicators and Waste Flows, and for Radioactive and Non-hazardous Waste Disposed indicators. For Hazardous Waste Disposed, Maintenance and Benefits beyond the System Boundary are also important due to metals

waste and recycling. The three Output Flows indicators are naturally dominated by disposal, during the Production, Installation and End-of-Life Stage. During production, main impacts were distributed between the electronics, the motor, the glass and the steel. At the end-of-life 51% of the materials in the product are sent to incineration, 33% are recycled and the remainder is sent to landfill.

7. Requisite evidence

Not applicable for this product. It relies on electric energy for functioning and no emissions will be released in normal conditions.

7.1 Evidences Depending on the application various evidences are relevant.

8. References

Standards

EN 15804

EN 15804:2012+A1 2013, Sustainability of construction works — Environmental Product Declarations — Core rules for the product category of construction products.

EN 15804

EN 15804:2012+A2:2019+AC:2021, Sustainability of construction works — Environmental Product Declarations —

Core rules for the product category of construction products.

ISO 14025

EN ISO 14025:2011, Environmental labels and declarations — Type III environmental declarations — Principles and procedures.

Further References

Title of the software/database

IBU 2021

Institut Bauen und Umwelt e.V.: General Instructions for the EPD programme of Institut Bauen und Umwelt e.V., Version 2.0, Berlin: Institut Bauen und Umwelt e.V., 2021
www.ibu-epd.com

EN 15804

EN 15804:2019+A2 (in press), Sustainability of construction works — Environmental Product Declarations — Core rules for the product category of construction products.

ISO 14025

DIN EN ISO 14025:2011-10, Environmental labels and declarations — Type III environmental declarations — Principles and procedures.

**IBU
2016**

Institut Bauen und Umwelt e.V.: General Programme Instructions for the Preparation of EPDs at the Institut Bauen und Umwelt e.V.
Version 1., Berlin: Institut Bauen und Umwelt e.V., 2016.
www.ibu-epd.com

**IBU PCR Part
A**

Institut Bauen und Umwelt e.V., Berlin: Part A: Calculation Rules for the Life Cycle Assessment and Requirements on the Project Report according to EN 15804+A2:2019. Version 1.0 - July 2020
www.bau-umwelt.de

**IBU PCR Part
B**

IBU PCR Part B:
PCR Guidance-Texts for Building-

Related
Products and Services. From the range of

Environmental
Product Declarations of Institute

Construction
and Environment e.V. (IBU). Part B:

Requirements on
the EPD for Automatic doors,

automatic
gates, and revolving door systems. Version 1.5 - April 2017

www.bau-umwelt.com

**European Waste
Catalogue and Hazardous Waste**

**List - Valid
from 1 January 2002, *Environmental***

*Protection
Agency*

2006/42/EC

Directive
2006/42/EC of the European Parliament and

of the Council
of 17 May 2006 on machinery, and

amending
Directive 95/16/EC (recast)

2014/955/EU
Commission Decision of 18 December 2014 amending
Decision 2000/532/EC on the list of waste pursuant to Directive
2008/98/EC of the European Parliament and of the Council Text
with EEA relevance

EN 12207
EN 12207 : 2016: Windows and doors - Air permeability classification

EN1026
EN 1026 : 2016 : Windows and door - Air permeability. Test method

EN 16005

EN
16005:2012: Power operated pedestrian doorsets -

Safety in use -
Requirements and test methods

DIN 18650

DIN 18650-1:
2010: Building hardware - Powered

pedestrian
doors - Part 1: Product requirements and

test methods

DIN 18650-2:
2010: Building hardware - Powered

pedestrian
doors - Part 2: Safety at powered

pedestrian
doors

EN 60335

EN 60335-1:
2014: Household and similar electrical

appliances -
Safety - Part 1: General requirements

EN
60335-2-103: 2011 Household and similar

electrical
appliances Safety Part 2-103: Particular

requirements
for drives for gates, doors and windows

EN ISO 13849

EN ISO
13849-1:2008: Safety of machinery - Safety related parts of control systems -
Part 1: General

principles for
design

**EMC directive
2014/30/EU**

Directive
2014/30/EU of the European Parliament and

of the Council
of 26 February 2014 on the harmonisation of the laws of the Member States
relating to electromagnetic compatibility (recast)

EN 55011

EN 55011:
Industrial, scientific and medical equipment - Radio-frequency disturbance characteristics - Limits and methods of measurement

EN 61000

EN-IEC
61000-3-2: 2009: Electromagnetic compatibility (EMC) - Part 3-2: Limits - Limits for harmonic current emissions (equipment input current <= 16A per phase)

EN-IEC
61000-3-3: 2008: Electromagnetic compatibility (EMC) - Part 3-3: Limits - Limitation of voltage changes, voltage fluctuations and flicker in public low-voltage supply systems, for equipment with rated current <= 16A per phase and not subject to conditional connection

EN 61000-6-2:
2005: Electromagnetic compatibility

(EMC) - Part
6-2: Generic standards - Immunity for

industrial
environments

EN ISO 10077

*EN ISO 10077-1
:2009: Thermal performance of*

windows, doors

and shutters - Calculation of thermal transmittance - Part 1: General

ISO 10292

ISO
10292:1994: Glass in building - Calculation of steady-state U values (thermal transmittance) of multiple glazing

EN ISO 9001:2008

EN ISO
9001:2008: Quality management systems -

Requirements
(ISO 9001:2008)

ISO 14001:2015

ISO
14001:2015: Environmental management systems -- Requirements with guidance for use

ISO 15686
ISO 15686 : 2011 : Buildings and constructed assets — Service life planning

Ecoinvent 3.6

Wernet, G.,

Bauer, C., Steubing, B., Reinhard, J., Moreno-Ruiz, E., and Weidema, B., 2016.

The ecoinvent database version 3 (part I): overview and methodology. The International Journal of Life Cycle Assessment, [online] 21(9), pp.1218–1230.
Available at: <<http://link.springer.com/10.1007/s11367-016-1087-8>>
[Accessed 16th November 2017].

Eurostat

Eurostat Data Explorer - Waste generation and treatment/ Treatment of waste by waste category, hazardousness and waste operations. Last accessed 16th November 2017

Nutzungsdauern von Bauteilen

From [nachhaltigesbauen.de](http://www.nachhaltigesbauen.de). Updated 22nd of February 2017

<http://www.nachhaltigesbauen.de/fileadmin/pdf/baustoff_gebauededaten/BNB_Nutzungsdauern_von_Bauteilen_2017-2-24.xls>

EN 1627 - EN 1630

EN 1627:2011: Pedestrian doorsets, windows, curtain walling, grilles and shutters - Burglar resistance - Requirements and classification

EN 1628:2011+A1:2015: Pedestrian doorsets, windows, curtain walling, grilles and shutters. Burglar resistance. Test method for the determination of resistance under static loading

EN 1629:2011+A1:2015: Pedestrian doorsets, windows, curtain walling, grilles and shutters. Burglar resistance. Test method for the determination of resistance under dynamic loading

EN 1630:2011+A1:2015: Pedestrian doorsets, windows, curtain walling, grilles and shutters. Burglar resistance. Test method for the determination of resistance to manual burglary attempt

EN 16361

EN 16361:2013: *Power operated pedestrian doors - Product standard, performance characteristics - Pedestrian doorsets, other than swing type, initially designed for installation with power operation without resistance to fire and smoke leakage characteristics*

EN ISO 10140-2

ISO 10140-2:2010: Acoustics -- Laboratory measurement of sound insulation of building elements -- Part 2: Measurement of airborne sound insulation

EN ISO 717-1

ISO 717-1:2013: Acoustics -- Rating of sound insulation in buildings and of building elements -- Part 1: Airborne sound insulation

EN 12211

BS EN
12211:2000: Windows and doors. Resistance to wind load. Test method

EN 1991

EN
1991-1-3+C1:2011- Eurocode 1: Actions on structures - Part 1-3:

General actions
- Snow loads

EN
1991-1-4+A1+C2:2011 - Eurocode 1: Actions on structures - Part 1-4: General actions - Wind actions

ISO 13849

ISO
13849-1:2015 - Safety of machinery -- Safety-related parts of control systems
-- Part 1: General principles for design.

EN 13501

EN
13501-1:2007+A1:2009 - Fire classification of construction products and building elements. Classification using test data from reaction to fire test

Regulation (EC) No 1907/2006

Regulation
(EC) No 1907/2006 of the European Parliament and of the Council of 18 December 2006 concerning the Registration, Evaluation, Authorisation and Restriction of Chemicals (REACH)

Also referred to as REACH or the REACH regulation in the document.

SimaPro
LCA and reporting software
apps.simapro.com

BBSR
Bundesinstitut für Bau-, Stadt- und Raumforschung
www.bbsr.bund.de



Publisher

Institut Bauen und Umwelt e.V.
Hegelplatz 1
10117 Berlin
Germany

+49 (0)30 3087748- 0
info@ibu-epd.com
www.ibu-epd.com



Programme holder

Institut Bauen und Umwelt e.V.
Hegelplatz 1
10117 Berlin
Germany

+49 (0)30 3087748- 0
info@ibu-epd.com
www.ibu-epd.com



Author of the Life Cycle Assessment

PRé Sustainability
Stationsplein 121
3818LE Amersfoort
Netherlands

+31 (0)33 4504010
consultancy@pre-
sustainability.com
www.pre-sustainability.com



Owner of the Declaration

Royal Boon Edam International B.V.
Ambachtstraat 4
1135GG Edam
Netherlands

+31 (0)299 38 08 08
danielle.bakker@boonedam.com
www.boonedam.com